


Earphone Adapter

For MotoChello Headsets

Easily Switch Between Earphones and Headset Speakers



The MotoChello Earphone Adapter lets you easily alternate between headsets and earphones without wiring changes.

The adapter connects “in-line” with the headset cable and has a connection for your earphones. When connected, the adapter disables the headset and directs audio to earphones instead.

To return to headset speakers, simply remove the adapter and reconnect the headset cable.

**see below if using iPhone 4-pole earphones*

To Use Earphones:

- ◆ Connect one end of the adapter to the coiled headset cable.

Note: you may do this either at the helmet or at the lower connection. It will depend on the length of your earphone cables and your preference.


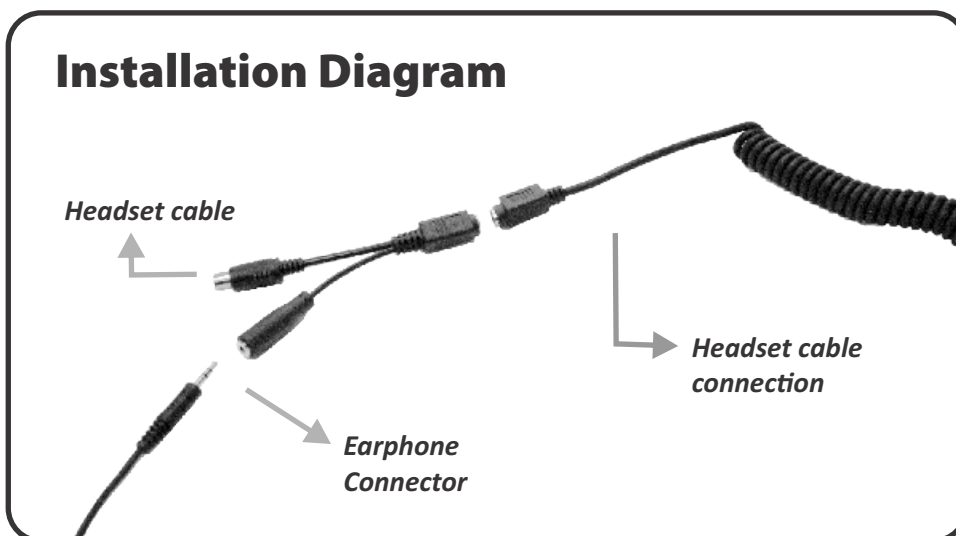
- ◆ Connect the other end of the headset cable to make an “in line” connection with the coiled headset cable

- ◆ Connect your earphones to the remaining connection point.
- ◆ You are now ready to use your earphones with a MotoChello audio system.

To Use Headsets:

- ◆ Simply remove the adapter and reconnect the headset cable.

Installation Diagram



MotoChello • Twin Falls, ID
208 / 329-6064 • www.motochello.com